

KEY NOTES



South Atlantic Region of National Garden Clubs, Inc.

October 2011
Volume 8, Issue 2

“Members Are The Link To the Future”
Invite — Communicate — Educate

Inside This Issue

Director's Message	1
State Presidents	2
Kentucky	
North Carolina	
South Carolina	
Virginia	
West Virginia	
Chairman Reports	5
Arboreta & Bot. Gardens	
Blue Star	
Container Garden	
Garden Therapy	
Heritage/Native Plants	
Historic Trails	
Litter/Reclamation, etc.	
Membership	
National Garden Week	
National Life Membership	
Publicity Press Book	
Rain Gardens/Edibles	
Scholarships	
Smokey Bear/Woodsy Owl	
Water Quality	
Ways & Means	
Odds'n'Ends	10
SAR 2012 Convention Form	13

Key Notes issues

Key Notes will be published in early July, October, January, and April.

The deadlines for the respective issues are:

June 10

September 10

December 10

March 10

Please submit your articles by email, if at all possible, to mfloyd3570@aol.com


Subject: SAR Key Notes

THE DIRECTOR'S MESSAGE

"Members Are The Link To The Future"

Invite New Members - Communicate Rewards of Membership -
Educate Members about Opportunities for Them

Mary H. Dixon



It has been a busy summer as well as a hot one. Hope everyone survived Hurricane Irene without too much damage or the EARTHQUAKE we had prior to Irene!

The South Atlantic Region Directories have gone out to officers and chairmen so if you did not receive yours please let me know. This director is so happy that they have been finished and sent out.

We are also thrilled by the number of articles sent in for this issue of Key Notes. I have been reading them and you are to be commended for the work you are doing and the support that is being given to National Garden Clubs, Inc. goals. It is also wonderful that the chairmen are contacting their state chairmen to let them know they are there for them. This is what we are all about.

The National Garden Clubs, Inc. board meeting is September 21 – 25, 2011, in St. Louis, Missouri. Your director hopes to bring home many ideas to share with you as well as enjoy meeting new and interesting people that serve on the board with her.

As I think about the year I was President for the Virginia Federation of Garden Clubs, Inc. and was looking forward to going to the National Garden Clubs, Inc. board meeting and September 11th happened, I pray that nothing like that will ever happen to our country again. As the news is full of remembrances of that date we can only pray for the families that are reminded of their losses.

For you all please stay safe, have a wonderful Fall and Holiday Season. Please let your director know of Happy Happenings in your life.

Sincerely,

Mary

ABOUT YOUR DIRECTOR:

Mary H. Dixon is a lifetime resident of Tidewater, Virginia. She is the mother of three children, R. Danny Dixon, Jr. and wife Cathy; Rebecca Diane Seyler and husband Jason E. Seyler and grandson, Miles Seyler; and Nancy Michelle Dixon and soon to be son-in-law Paul E. Bennett, Jr.

Mary and R. Dan Dixon, Sr. have been married for 46 years and currently reside in Suffolk, Virginia.

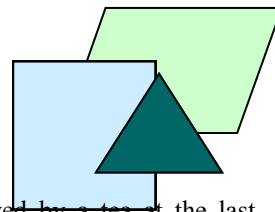
Mary has served as President of three garden clubs, Portsmouth Area Council of Garden Clubs, Tidewater District of VFGC, and Virginia Federation of Garden Clubs. She has served on many committees in each area of garden clubbing. She is a Master Flower Show Judge, Landscape Design Consultant, National Life Member, South Atlantic Region Life Member and VFGC Life Member.

Mary H. Dixon

Director

Mdixon2643@aol.com

State Presidents' Themes and Reports



The Garden Club of Kentucky, Inc. **Dianne Caines, President** **“Unleash Your Power”**



What a summer our clubs and members have experienced! From sudden rain and wind storms to heat indexes reaching 110 degrees. In spite of this there have been many county fair flower shows along with the State Fair show with many, many horticulture entries.

Kentucky hosted a Flower Show Symposium sponsored by the Kentucky Council of Nationally Accredited Flower Show Judges. Forty judges two days with Dot Yard and Jean Moran. Our Symposium is offered every two years. On alternate years we have a State Standard Flower Show for Judges.

One of our clubs celebrated their 50th anniversary with a lovely tea for members and prospective members. The tea was at a members 1865 historic site---with gardens restored and the residence restored. The list of community projects that had been ongoing for 50 years was unbelievable.

One of our National Garden Week activities for the state was a challenge for club members across the state to do floral designs, take digital pictures of their design to submit to the state for a competition and then, deliver the designs to nursing homes, libraries or a business. Another club held a two hour Garden Club Activity Demonstration at the local library. Not only were garden club activities featured, but members were available to interact with visitors while touting membership information. Door prizes were offered every 20 minutes. What fun it was to see kids come and go to the demonstrations and then wait hoping their number would be drawn!! (This club has picked up 3 new members as a result of this library activity and they are getting calls for information

The most amazing project this President has had the opportunity to visit has been a garden developed at a library by a local club member partnering with a master gardener and library staff to develop and maintain not only a flower, evergreen, shrubs, native plant, and butterfly garden, but they are in the process of developing a raised vegetable garden. This has been a three year project and is ongoing. Not only has the library staff lent a helping hand but the Garden Club member has worked with young court-ordered youth that are doing community service. These young people help with the vegetable garden. An elementary school next door to the library sends its classes through the garden paths to the library for classes. This is one outstanding program!!!!!!

Other membership drive activities have featured a Fairy Gar-


den Tour of member's gardens followed by a tea at the last garden. While children put on their fairy wings and sprinkled magic dust looking for fairies, the mothers, aunts, grandmothers and friends were receiving information about the local garden clubs.

Have you ever gone to a Mad Hatter's Tea Party? A club held a garden party featuring the Mad Hatter's teas and invited prospective members to have a lunch and enjoy the tea party. Pre-planning included dropping the club members' names in a tea pot, drawing for table assignments and having a designated hostess for each table and then each table planned their menu and their table centerpieces and presentation.

All of our clubs have been encouraged to call these clubs to make new friends, share ideas and possibly replicate some of these activities!

Dianne Caines, President, Garden Club of Kentucky

The Garden Club of North Carolina, Inc. **Judy Barnes, President** **Theme: “Make a Difference”**



GCNC is getting ready for our Fall Board Meeting to be held in Wilmington, NC Sept. 18 and 19. We are all very happy that no hurricane is in the forecast!

In October our District Meetings start with Highlands being first up. Emerald Isle is the last meeting. GCNC has 10 districts and it is a long way from Highlands to Emerald Isle.

Good thing we parcel out the meetings over 3 weeks. The president and 1st, 2nd and 4th vice presidents travel during this time.

GCNC has a new website that has just gone live. Check it out at www.gardenclubofnc.org. The webmaster and designer are still working out some of the bugs. We now have a “members only” section that will enable us to put names and address of relevant committees and awards chairmen. Our Bylaws and policies are on the site thus enabling GCNC to pare down its print version of the yearbook, the North Carolina Gardener. The number of people receiving the Gardener has been reduced due to the expense of printing and mailing., a problem we are all facing these days.

GCNC is also looking into bringing our member clubs under our non-profit status. This will not be mandatory but an option for clubs that wish to take part.

It has been hard to get back in the groove but slowly all is coming together and I look forward to a productive and fun year.

Judy Barnes, President

Garden Club of South Carolina, Inc.
Maida Owen Dantzler, President
Theme: "Initiate, Collaborate, Celebrate"



Talk about hitting the ground running... since the installation of 2011-2013 officers at the end of April, GCSC has provided opportunities for an array of activities and programs designed for all interests and ages. Supporting this administration's theme of "Initiate, Collaborate, Celebrate" will not be a difficult task for South Carolina's garden club members.

The inaugural Follow The Blooms Garden Tour, which opened garden gates across the state, was an acclaimed success and set the standard for years to come. The schedule of gardens to be visited in the spring of 2012 has already been finalized, so mark your calendars for March 24 and April 1, 14, and 20.

Proceeds from the highly-successful 2010 Plantation Tour have been earmarked to provide funds for two additional scholarships, our Memorial Garden Endowment, the SC Historic Landscape Initiative, and the GCSC Pathway Grants. We are so grateful to those who attended this event, making possible the generation of funding for these worthwhile programs.

The GCSC Presidents' Information Fair is an annual gathering that allows club and council presidents to convene and learn about GCSC projects and to meet State Chairmen and other members of the Board of Directors. The power point presentations, workshops, and handouts provided in Presidents' packets, in addition to one-on-one conversations, all contributed to the information available to attendees.

Camp Wildwood is a conservation camp held in a rustic setting on the grounds of Kings Mountain State Park; in this venue, high school students learn outdoor skills and are exposed to hands-on interaction with nature. GCSC is a major sponsor of this camp; our Camp Wildwood Chairman and I had the pleasure of joining these campers on the last evening of the week-long experience. Boys and girls alike joined us to create floral centerpieces for their dining tables, after which we joined them for their awards ceremony and were even allowed to venture out on the dance floor with them! What a great time we had with these outstanding young people, South Carolina's greatest natural resource!

As a former teacher, I must confess that my perspective on learning has changed a bit now that I am a student in both Flower Show School and Landscape Design School! Course III of Flower Show School is scheduled for March 7-9 in Charleston, and Landscape Design School Course I is scheduled for November 7-9, also in Charleston.

"On the Road with SCDOT" is the Roadside Beautification

project for this administration in which GCSC has partnered with SCDOT to facilitate and assist in the design of grant-driven beautification and enhancement projects across the state. These projects allow our local clubs to have design and philosophical input into the development of their own environment.

A special project of this administration is the "Good To Grow" program, in which clubs and their members mentor local students in the planning and implementing of gardens for sustenance, emphasizing the value of a healthy lifestyle. This "grow it, cook it, eat it" plan allows the students to experience the results of their labor in a positive and rewarding manner.

The yearbooks that have been delivered to my doorstep, almost 150 of them, have revealed to me the creative, organized, computer-savvy members who comprise our clubs in South Carolina. The positive impact of garden clubs as they contribute to their communities is evident in these publications. Yes, indeed, they "Initiate, Collaborate, Celebrate."

Maida Owen Dantzler, President

Virginia Federation of Garden Clubs, Inc.
Judy B. Binns, President
Theme: Grow Now...Planting Seeds for Tomorrow



"Grow Now . . . Planting Seeds for Tomorrow" builds on the natural optimism of gardeners and encourages garden club members to participate.

The focus for this administration will be on two words in this theme—**GROW** and **PLANT**—as we look at different ways to

attract new members, to better serve our existing members, and to reach out to the gardening community.

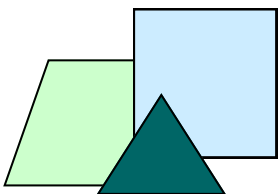
We will **GROW** in Educational Opportunities

- By offering a new series of basic floral design classes. When I joined a garden club, I just wanted to learn how to arrange flowers so that I could have a centerpiece on the dining room table. I was fortunate that my garden club offered regular floral design workshops, but not all garden club members have this same opportunity.
- By sponsoring lectures in partnership with botanical gardens, districts, and other organizations
- By holding "Dig In" workshops specifically for club presidents and club officers to highlight VFGC Projects

We will **GROW** in Membership

- By connecting with existing non-federated garden clubs—these clubs already share a similar interest with

(Continued on page 4)



(Continued from page 3)

VFGC, let's convince them that being part of a larger organization has distinct benefits.

- By presenting a series of workshops/programs at military bases and other civic organizations in order to generate interest in garden clubs and to establish new garden clubs
- By providing incentives for members to bring guests to basic floral design classes—even more incentives if the guest joins a garden club!

We will **GROW** in Communication

- By publishing a digital version of *Old Dominion Gardener* on the website
- By communicating bi-monthly with VFGC Board members, district officers and club presidents with a digital newsletter "*Grow Now*" in order to work together as a "whole" organization—not just individual clubs and districts
- By making VFGC website more user friendly for mobile devices

We will **PLANT** Community Gardens with a new program, "*Plant Together*"

- This new program will encourage garden clubs, civic groups, youth groups, etc. to schedule a work day during National Garden Week to plant or spruce up community gardens.
- Each club or group that registers with VFGC will be provided with a publicity packet to help spread the word that garden clubs benefit the community with beautification projects.

We will **PLANT** by establishing a "*Branching Out*" grant program for club community beautification projects.

We will **PLANT** seeds for tomorrow by continuing the "*Keys to the Future*" grants for youth-centered gardening programs. Since its inception in 2007, over \$25,000 has been awarded in these grants and in the past 2 years alone, over 5000 youth in Virginia benefited from this program.

The time is **NOW**—to generate enthusiasm, to initiate some new programs and to continue gardening in our communities across the state of Virginia as we "*Grow Now . . . Planting the Seeds for Tomorrow.*"

Judy B. Binns, President



West Virginia Garden Club, Inc.
Brenda J. Moore, President
**Theme: "West Virginia Garden Club
Members Keeping West Virginia Wild and
Wonderful"**



"A bend in the road is not the end of the road...
unless you fail to make the turn."
~Author Unknown."

We've had a busy summer in WVGC with lots of meetings and activities. We had a wonderful Flower Show Judges symposium in Cedar Lakes in August. Our design instructor Julia

Clevett, NGC Symposia Chairman and SAR member is a treasure as was our horticulture instructor, Dottie Howatt. We had many Garden Club of Virginia members attend along with our own WVGC members. We had a wonderful time and learned a lot from each other. Our West Virginia Botanic Garden, in Morgantown, continues to grow. I attended a reception where they shared their vision for the future. We have had plenty of bends in the road too, but we are making the turn and evolving and changing as a state garden club.

Although I enjoy all seasons, even winter, fall is my favorite time of year. I love the crispness of the cooler weather and the changing colors of the leaves. West Virginia, being a very forested and mountainous state, is breathtaking in the fall. Our forests and state parks become crowded with "leaf peepers" during this season. Then there is football, especially WVU football! And last but hardly least there are our WVGC District Meetings.

District meetings are a time to connect with our WVGC members, which I love to do. It is a time to get a sense of how each district is doing. It is a time to share ideas and encourage each other. It is a time to visit old friends and make new friends. My district talk will be a power point presentation entitled "Membership 101". It will present practical ways to increase and keep club membership. I look forward to travelling our beautiful state!

WVGC is gearing up to host the SAR meeting at "America's Resort" the Greenbrier, White Sulphur Springs, West Virginia on March 25-27, 2012. Our theme is: "Timeless Traditions, Unforgettable Memories." If you've never been to the Greenbrier, it needs to be on your bucket list. Our National President, Shirley Nicolai will be speaking on March 25th. And she and Mary Dixon, our SAR Director will be honored at a reception that evening. We promise you'll create some unforgettable memories. Our WVGC state convention will follow March 27-29th. Our theme for our state meeting will be "Experiences are Timeless and Memories Last Forever". You are invited to stay for our state convention. Our fundraising for both the SAR and the WVGC meeting will be a "West Virginia General Store". We have so many talented craftsmen, artists and cooks that we will be selling their wares in our store. So plan now to join us and make some memories of your own.

Brenda Moore, President

Chairman Reports

Arboretums and Botanical Gardens

Karen Prewitt

I've taken Mary's theme of *Invite, Communicate and Educate* to heart, but I've given it my own little twist. I would like to *invite* you to explore with me the ABC's of our region. By ABC's I mean, **A**rboretums, **B**otanical Gardens and **C**enters for Education.

I also hope to *communicate* to you the wealth of resources we have and *educate* you about some of the up-coming programs that are available within our region.

Fall is of course the peak time for appreciating the beauty of our native trees cloaked in Italian colors. Burnt Siennas, yellow ochers, vermillions and sepias all combine to create a breathtaking swath of glorious color at this time of year. The mountains of Appalachia in the fall season are stunning, so why not plan a little get-away weekend trip with your family and learn more at an Arboretum, Botanical Garden or Education Center near you? Here, by state, are just a few of the events and programs planned for this fall and winter.

Kentucky: Award-winning Bernheim Arboretum and Research Forest has the first LEED Platinum-certified building in Kentucky as its education center. There are 14,000 acres of protected forest and a two hundred and fifty acre arboretum. Special programs include a Scarecrow Festival, Color-Festival and October-Fest. Also available are programs for ECO Kids- when did *you* last go to a Pollywog Party? Contact info: 502-955-8512

West Virginia: The Core Arboretum is a 53 acre facility with 300 kinds of woody plants and 300 species of herbaceous plants. Silver maples along the Monongahela River floodplain are especially beautiful. There are 3.5 miles of trails. Contact info: 304-293-5201 Ex: 31547

Virginia: You'll think you've arrived at Queen Victoria's glass domed conservatory when you see The Lewis Ginter Botanical Garden in Richmond Virginia. Their Garden Fest runs from November 25-January 9. Their education building even includes a library with a fireplace where cozy lectures are held. During the holiday season 700,000+ lights turn the Botanical Gardens into a fairyland and the conservatory is filled with dazzling flowers. For the wee ones there is a Magical Maze and even possible Santa sightings. Contact info: 804-262-9887

North Carolina: The North Carolina Botanical Garden has some interesting October programs. First is *Sensory Appeal of Native Plants* [Oct. 23 at 2:30] Followed by a little botanical wizardry with *Cool and Ghoulish Plants* [Oct. 27 at 7pm] and *Bizarre Botanicals*, [Oct. 30, 2pm] a lecture on the most outlandish plants you can grow. Contact info: ncbg@unc.edu or 919-962-3531.

South Carolina: The Riverbanks Botanical Gardens and Zoo in Columbia is a double treat. There is a Junior Master Gardener Program for 8-13 year olds and a *Backyard Buds* program for 3-4 year olds. *The Secret Life of Dirt* and *Spooky Spiders* are October offerings. [Great for the grandkids!] Adult programs include a November 19th Fall Bulb Sale and a wreath-making workshop. Contact info: 803-779-8717. Look for more ABC's in the next *Key Notes Newsletter* !



Blue Star Flags & Blue Star Mothers

Judy Ann Fray

Did you know that Blue Stars go beyond highway and other special 'markers' that designate areas to call attention to the fact that we recognize our military personnel and their important service to our country? A presentation at the unveiling of a Blue Star Marker at the Southwest Virginia Veterans Cemetery in Dublin, VA piqued my interest in Googling "Blue Star Flags". Once the subject appeared, I discovered a 'world' of Blue Star subjects. I urge you to try this way of learning about something that many garden clubs and our members may wish to learn and share.

BLUE STAR MOTHERS OF AMERICA, INC. is a non-partisan, non-political organization. It does not support any political candidate or endorse any religious organization. The military represents all aspects of America as does Blue Star Mothers.

Blue Star Mothers are mothers who now have or have had, children honorably serving in the military. The organization is a 501 c 3 Veterans service organization supporting our military children while promoting patriotism.

Blue Star Mothers offer constant care. They're there when military men and women head overseas. They're there to shower them with love when they come home again. Mothers' thoughts are with them every day, no matter where they are serving our country.

The members hang blue stars in their windows when their children join the armed forces. The organization has grown since its formation in 1942.

The Blue Star Flag was created in 1917: people hung it in their window to denote that a member of the family was serving in the armed forces. Blue Stars were changed to gold if a service member was killed while on active duty or listed as missing.

Some activities of Blue Star Mothers may be to send packages to service members. They "show our children and America's sons and daughters that we appreciate them for their service". They may also be active in civil defense, helping to find food and shelter for people devastated by hurricanes or floods.

An idea for use of Blue Star Flags might be to hang on the door of a veteran who is in a nursing home. This 'ice-breaker' could help veterans to realize how much we appreciate what they did to protect our freedoms.

Judy Ann Fray, Blue Star Memorial Chairman

Ja.fray@verizon.net

540-948-4220

PO Box 263, Madison, VA 22727

Key Notes

October 2011

www.southatlanticregiongardenclubs.org

Container Gardening

Helen Heater

Fall is Fast Approaching

Fall is upon us and it is time to address fall gardening chores. Container gardens require diligent care and inspections. Pest and disease problems rear their ugly heads any time in any garden, containers or not. They are just more confined in containers.

When starting your clean up make sure you inspect your plants especially those house plants that may have been taken outside for the summer. You can nip most insect problems in the bud if you catch them early enough. Start by spraying plants with a strong stream of water and wiping the insects off with a damp paper towel. Disease pathogens thrive in wet conditions so keep leaves and soil slightly dry before bringing them in.

As one additional precaution, mix a mild solution of alcohol or bleach (1 teaspoon to 2 quarts of water). Spray plants lightly and then spray the top of the soil. This prevents any residual of disease or eggs from living. It will not hurt your plants.

When emptying your containers of annuals and you discover these pesty critters, do not save your soil or plant anything else in that same soil. Wash your container with soap and water, dry thoroughly before storing them. Practice good hygiene with all garden tools and containers by washing them in soap and water and/or by adding a little bleach solution before storing them after planting season.

In early Sept. if you are not ready to give up on your outdoor container garden, plant an autumn masterpiece. The attractive combination listed below will carry you into fall and even early winter. Using a tall container, choose purple fountain grass, bright lavender mums or asters and Dragon's blood sedum. The blades and seed heads of the grass look great with the tan fronds of the toffee twist sedge, and the pink tinged leaves of the sedum. They are prominent enough to carry the show throughout the fall even after the blooms of the mums or asters fall.

Keep in mind you can lift these plants from the container and transplant them in your garden. Don't throw them away just take precaution not to shock them by waiting too long in the cool weather. Check the zones in which you live to use as a guide. Make sure to use some of the same soil from the planter is in the hole where you are transplanting, water thoroughly, place in full sun and mulch to protect from winter. Usually if winter is mild the plants will come back in the spring. As mentioned before it is wise to put the pots away clean, and they are ready to go next spring.

Speaking of spring, wouldn't it be wonderful to have a pot of hyacinths, tulips, or daffodils blooming on your door step. But wouldn't it be more wonderful to have blooms at Christmas time. It is not difficult to grow bulbs, like these for bloom at Christmas. It is not a matter of planting the bulbs earlier than the recommended times. The essential step is to

buy bulbs which have been especially treated—just look for the word 'prepared' on the label or catalogue entry. These bulbs may be a bit more expensive than ordinary garden types and they must be planted ASAP after purchase. September is usual time for planting or forcing techniques to be followed. Bring pots inside when the shoots are 1 inch high, and this should be no later than the first part of December; by the holidays you should have bloom.

After flowering, if the bulbs are nice they can be lifted and stored in a cool dry place and planted the following fall.

If spring blooms are desired in pot, planting in pots can take place around mid-September to early October. Planting or layering regular bulbs in the pot, or they can be simply planted in a single layer. Once planted, water thoroughly. Place the pot in a cool/cold place in your garage or out building. Temperatures should be around 33* or 40* degrees F. It should mimic the outdoor but not frigid (i.e. below zero) Bring pots outside late February or early March. The bulbs should have already began their process and the natural light and watering will cause the bulbs to quickly immerse from the ground; by April or early May you should have a nice pot of blooms.

However there are some drawbacks with bulbs and the container method.

- The flowering period for these bulbs are shorter than that of a bedding plant.
- There are non decorative times when there is bare compost before shoot appear and then dying leaves after blooming.
- Bulbs grown in containers rarely put on enough leaf growth to produce worthwhile bulbs for a second year, but sometimes they are nice enough to plant again with some help of bulb food and they will be just fine.

By planting bulbs in a single-type planting, this method ignores some of these problems. Once they have bloomed they can be lifted into another part of the garden. Remember, later in the summer season begin giving these bulbs a little bulb food on top of the ground. If nice bulbs are present they can simply be stored in a cool dry place until fall again. Usually the bulbs will flower again the next spring, but flowering is usually not as big.

After lifting the bulbs the container is filled again or replaced by annuals to provide a different show for summer all over again.



Garden Therapy

Janice Clem

Joy... contentment... tranquility... improved health... pride... energized... restored These are just a few of the benefits that come to the person who gardens.

There are many people in our society, such as those recovering from a major illness or injury, those with physical disabilities, learning disabilities and mental health problems, older people, offenders and those who misuse drugs or alcohol who can benefit from the therapeutic aspects of gardening.

This is an area where we as gardeners can help. Our Garden Therapy projects and activities can make a huge and positive impact by aiding the rehabilitation and recovery of individuals. Please encourage your club to become involved in Garden Therapy. Choose a group with which to work and contact the local health agency or institution and offer your help. Remember that projects and activities that actively involve the participants are the most effective.

Be sure to have your Garden Therapy projects recognized by applying for the awards available from your state, SAR and NGC.

For additional information, please contact this chairman at tchokie@aol.com.



Heritage/Native Plants

"Let's All Plant Heritage/Native Plants!"
in our South Atlantic Region.

Jo Ann Johnson

Valuable Information may be received through the pages of THE SOUTHERN LIVING GARDEN BOOK, Oxmoor House, available at book stores, Lowe's, Home Depot and others.

Many of these plants are also classified as "Pass-Along Plants".

If you need specific information please e-mail me at redrubylu@juno.com

Historic Trails

Lynn Bell

After the heat and humidity of the summer, the changes that come with autumn are welcome indeed! The states of the South Atlantic Region are fortunate to enjoy the benefits of autumn – rich sunshine, crisp air and an abundance of fall color! Fall tourism information for the five SAR states describes numerous historic and scenic byways, parks and attractions. Let's look at some that are particularly noted for their fall splendor.

Kentucky – Shakertown at Pleasant Hill (a National Histor-

ic District). Shakertown in the Bluegrass Region is the site of a Shaker religious community that was active from 1805 to 1910. Visitors can tour the grounds (2,800 acres of farmland), see original 19th century buildings, observe artisans and farmers at work, hike nature trails and take a riverboat cruise on the Kentucky River.



North Carolina – Cherohala Skyway, N.C. 143 (a National Scenic Byway). This skyway is noted for its scenic attractions and natural topography. The pristine Joyce Kilmer Memorial Forest, one of the finest stands of its type in America, has more than 100 species of trees on more than 60 miles of hiking trails. Some tulip-poplars have grown in excess of 100 feet high and 20 feet in circumference!

South Carolina – Caesars Head Overlook, Caesars Head State Park. This overlook is known as one of the best locations for viewing fall color in SC. You can enjoy stunning red, gold and yellow views of the Blue Ridge escarpment and Piedmont, with the mountains of North Carolina and Georgia as a backdrop.

Virginia – The Crooked Road. One of Virginia's best scenic drives, the Heritage Music Trail winds through the mountains and valleys of Southwest Virginia. Country music traces its beginnings here. Live music venues (bluegrass and Old Time), museums and cultural centers lie along the trail.

West Virginia – Highland Scenic Highway. Nestled in the Allegheny Mountains, this byway rises as high as 4,500 feet above sea level and has some of the most breathtaking and unique scenery on the continent. Once covered by glaciers, the area is known for some of the most unusual plant life found in the US.

Visit any one, or several, of our states for a beautiful and interesting fall getaway!

Litter/Reclamation/Recycling/Waste Management

Elene Combs

Two easy things garden clubs can do to encourage the reduction of the amount of waste in our world are:

Stop using plastic shopping bags.

Every year Americans use approximately 1 billion shopping bags creating 300,000 tons of landfill waste. Plastic bags do not biodegrade. Less than 1 percent of plastic bags are recycled each year.

Light breaks them down into smaller and smaller particles that contaminate the soil and water and are expensive to remove. When the small particles from photodegraded plastic bags get into the water, they are ingested by filter feeding

(Continued on page 8)

Key Notes

www.southatlanticregiongardenclubs.org

October 2011

Chairman Reports (continued)

(Continued from page 7)



marine animals. Biotoxins like PCBs that are in the particles are then passed up the food chain, including up to humans.

Collect empty inkjet and laser printer cartridges and used cell phones to recycle.

One web site to check out is www.fundingfactory.com. Register your club, district, or state to receive funds from your collections. Just register, recycle, and redeem.

Recycling is one of the best ways for us to have a positive impact on our world. It is important to both the natural environment and us. We need to take action because the amount of waste we create is increasing all the time. If you have a recycling project that you would like to share, email elenecombs@yahoo.com

Membership Matters

Sandra Robinson

Why did you join a garden club? What do you gain from membership? Do you accept the challenges to do more, learn more, grow more? What we gain from membership in any organization is a reflection of the type of member we are.

People join organizations because they want to make a difference, are passionate about an issue, want to use their skills or experiences, it is intellectually stimulating, or for the social benefits. Everyone wants his or her contributions to lead to success.

Garden club provides opportunities for every type of member. Our interests change and new opportunities for growth and new challenges for stimulation keep our membership meaningful. Garden club meets the need for those wanting to make a difference, looking for social opportunities, desiring educational materials, or leadership development.

Every service organization is seeking new members. The best way to find new members is one on one contact. Ask. Invite your neighbor to a meeting. Explain your clubs goals and its impact on the community. Dispel the outdated image of garden club and its role in society. There is a community among gardeners. Gardening breaks down social barriers and improves the social well being of individuals and communities. Garden club provides leadership opportunities to all members. Volunteer for programs and projects, leadership roles, and mentoring opportunities. Make a difference in your community, club, and life. Grow as a member and gardener



Key Notes

October 2011

www.southatlanticregiongardenclubs.org

National Garden Week

Marilyn Mason

While National Garden Week – June 2012 may seem far off, I remind everyone it is not too early to begin plan to launch projects that will inspire and make a difference in your community. South Carolina National Garden Week Chairman, Dorothy Richardson, has come up with a myriad of ideas which I will share:

“A Garden Week Proclamation signed by your mayor. A program at your local library, etc. on your club’s connection to your community and how your whole community could work together for the good of all. For instance starting a community garden. Donate gardening books to the library. Make an educational exhibit of gardening books. Sponsor a mini-flower show. Place arrangements in various businesses, public buildings or nursing homes and hospitals. Sponsor an activity in a nursing home with potting plants. Beautify a blighted area. Organize a garden tour. Host a children’s fair with plants, crafts, drying flowers, pressing flowers and making art pieces.”

Apply for 2011 SAR Award, #12 with \$25 designated for each – small, medium and large clubs. Just “GO FOR IT” – and show others how you have “made a difference”.

Marilyn Mason, marilynmason@comcast.net

National Life Membership

Patsy Stephens

A National Life Membership is a wonderful way to pay tribute or honor an officer or member who has contributed to garden club ideals. Please encourage your garden clubs to honor someone during this administration.

National Life Memberships are \$200 each. The money goes to the National Garden Clubs, Inc. Scholarship Funds. Each Membership receives a lifetime subscription to The National Gardener and recognition at National, Regional, State and District meetings.

Checks should be made payable to National Garden Club, Inc. and forwarded to me along with a completed application. The applications are available on their website. Please do not send your application to National. Our Region will not get credit for memberships forwarded directly to National Garden Clubs.

National Life Member pins are available through Member Services. Prices vary according to your choice of gold or silver. The number is: 800-550-6007. Purchase of the pin is the responsibility of the person or group giving the honorarium.

“The world is but a canvas to the imagination.
by Henry David Thoreau

Publicity Press Book

Barbara Ohmsen

Last year press book were received from all states. Can you do that again? Try to have information in them from state, region and national (if possible). How about your club newsletter? Press clippings are necessary with dateline ATTACHED! Judging rules will be sent to each state's chairman - so when books come in, they can be judged completely!

Rain Gardens/Gardens with Edibles

Janice Doyle

Remembering: 9/11 and Rain Gardens

Ten years ago Virginia Federation of Garden Clubs, Inc. under the fine directions of Mary Dixon, President, offered through the Virginia Department of Forestry a Landscape Design/Garden Studies/ Environmental Studies Rain Garden Symposium in Charlottesville, VA. At this time "rain garden" was a new phrase. Another thing about the symposium was that it was one of the first tri-refreshers sponsored by a state. All instructors were from the VDOF who also allowed the tri-refresher to be held at their building free of charge. Garden club members from PA, VA, NJ, TN, NC and WV all came to learn. As part of the study, participants created rain gardens at a Charlottesville area park.

This symposium was held just after the terrorist attacks on our country. VDOF and the symposium participants joined fire fighters, law enforcement officers, rescue squad workers and governmental dignitaries in showing our love of country and in demonstrating our sorrow at the Sept 11 loss of life with a ceremony at the VDOF space.

Now many know that a rain garden is designed to help filter and channel rainwater run-off into a productive garden. What a nice way to clean up chemical deposits from parking lots, roadways and public pollution. Rain gardens house plants that flourish in wet and/or dry conditions. The plants therein are native to the area where planted so the plants adapt to their space with gusto. In my personal rain garden even with hot dry conditions or hurricane rains the rain garden is happy! That is the one space in my yard that needs little to no weeding, no replacement of plants and no irrigation. It has been now 10 years since that this garden has been implemented and it still looks attractive and is a show stopper for passersby. I never view that garden, however, without a feeling of pain knowing that it relates the one of the most devastating times in the history of America.

At this anniversary of 9/11 let me invite you to create a rain garden in memory of our fallen heroes and innocent victims of that attack.



Scholarships

Betsy Steele

The Corrie Whitlock Memorial Scholarship

The Corrie Whitlock Memorial Scholarship is named for a beloved, former SAR Director from Spartanburg, South Carolina and is open to a college sophomore or junior for use during the junior or senior year of college. Each state within the South Atlantic Region may submit one application to be in competition for the Scholarship. A qualifying student is one who is majoring in the study of Horticulture, Floriculture, Landscape Design, Botany, Plant Pathology, Biology, Forestry, Agronomy, Environmental Concerns, City Planning, Land Management and/or allied subjects. The Scholarship amount is determined by the SAR Board of Directors, and the winner is announced at the SAR Convention. The Scholarship amount, determined by the SAR Finance Committee, is \$1,000 for 2012.

Applications may be obtained from the Garden Club Scholarship Chairman of each state in the region or printed from the SAR website, www.southatlanticregiongardenclubs.org. Completed applications must be sent to the STATE SCHOLARSHIP CHAIRMAN by FEBRUARY 1 and the STATE'S best application must come to the REGIONAL SCHOLARSHIP CHAIRMAN by MARCH 1.

Begin now to share SAR Scholarship opportunities with your garden clubs. Many garden club members are unaware of this scholarship and should be urged to actively seek applicants for consideration. I look forward to hearing from you and reading the selected applications from each of the five states in our region.

SAR SCHOLARSHIP CHAIRMAN

Betsy Steele

P. O. Box 339

Richburg, SC 29729

803-789-5451

BetsySteele@Truvista.net

Smokey Bear/Woodsy Owl

Barbara Ohmsen

Now is the time to get in touch with your state/district chairman. This chairman will be sending letters to the state chairmen, but everyone needs to be aware of what is going on with the posters. Virginia was recognized at the national convention for having the most Smokey Bear posters for 2011. WHAT AN HONOR - but they only had 5,303! Can you beat this next year?

Chairman Reports (continued)

Water Quality

Jo Jean Scott



Can you imagine a world where clean water is more precious than oil? This may be difficult today when the northeast area of this country is still inundated with rains, floods and high waters caused by Hurricane Lee. At the same time Texas is waging war with fires and wildfires and suffering through a historic drought shared by Oklahoma, New Mexico and other western states. An oil pipeline from the tar sands of Canada to the refineries of the Gulf Coast and crossing the state of Nebraska is proposed. Many Nebraskans fear this project will endanger the quality of their clean water source, the Ogallala Aquifer. In our search for energy sources, the Appalachian states within the South Atlantic Region still wrestle with the question of Mountaintop Removal coal mining and its effect on water and the quality of water.

As the environment wavers between rain and drought, wildfires and floods, tragedy and gratitude, there is still time to consider thoughtfully the results of our actions today upon the generations of tomorrow. Can we imagine a world where clean water is more precious than oil? What can you and I do to preserve and protect water and its quality for future citizens of the United States of America? Send your suggestions to: jojogarden@aol.com (subject - Water) I am listening.

Ways & Means

Patsy Cameron

"Accessory Alley"

Our ways and means projects for SAR will begin with a jewelry/accessories sale at the Greenbrier Resort on March 25 - 27, 2012, in the "General Store" area of the convention. Please check your closets and jewelry chests for items that may be gently used (or never worn because they're just not *your* style) and donate them to our sale. Items such as scarves, handbags, and especially jewelry are requested. Help us to offer some great finds and bargains for the frugal convention attendee and at the same time recycle for the good of all.

Contact this chairman with questions and suggestions at pe-cameron@cox.net or 757 486 3165



Odds 'N' Ends

SAR Directory Corrections

Mary Sue Floyd mfloyd3570@aol.com

There are several changes already for the SAR Directory:

Page 15 – Barbara Robinson Calendar/Vision of Beauty new address and phone: 1600 1/2 Kanawha Avenue, Dunbar, WV 25064 Tel # 304-766-7142

Page 16 - Carolyn Patterson is the Chairman for the Convention in West Virginia 2012 and Brenda McVey is Vice Chairman

Page 18 - Janice M. Clem, 2261 Donagale Drive, Roanoke, VA 24012-6901 e-mail: tchokie@aol.com Home phone 540-977-1713 She is now serving as Garden Therapy/Healing Gardens Chairman

Page 21 - Natural Resources/Land Use - Peggy Heeter - area code for the Florida address is (305)

Page 22 - Personnel - Margaret Healey - zip code is 24018

Page 54 - Mr. Edward L. Healey #197 we had the wrong middle initial

If you see any other changes please let us know and we will post everyone.

Dates From Our States

Nov. 3-4 Landscape Design School Course II, Richmond VA

Nov. 7-9 Landscape Design School Course I, Charleston SC

Nov. 11 Blue Star Dedication, Bluefield WV

Mar. 20-23 Flower Show School Course III Stonewall Jackson Hotel Staunton VA

Mar. 25-27 SAR Convention The Greenbrier, White Sulphur Springs WVA

Mar. 27-29 WVGC Convention, The Greenbrier, White Sulphur Springs WVA

Check out our new updated website!

From Elene Combs, Litter, etc. chairman
"How wonderful it is that nobody need wait a single moment before starting to improve the world." Anne Frank
Every little bit helps. Do what you can. Lead by example. Share your knowledge

Key Notes

October 2011

www.southatlanticregiongardenclubs.org

Odds 'N' Ends (continued)

In 1996 the Inwood Garden Club in Huntington, WV folded because members were getting too old to come to meetings. Now our neighborhood has many young couples. Several heard how the garden club once held street parties and wondered if we could not start them again – we had become a neighborhood of strangers. In March eleven agreed to reinstate the Inwood Garden Club--which helped West Virginia earn third place in the nation in new clubs (5 new clubs 2009-2011)

This summer Inwood held their first meeting and invited the neighborhood. We had 26 people present. Have collected dues for 25 members and our first street party will be September 12, with the possibility of about 10 more members. We have a Mini Park Project in the works and everyone is excited. Many husbands have agreed to support the club and want to be involved. When a sheet was passed to get meeting places, we had volunteer homes for more than meeting dates and all supplies for the street party was quickly promised.

A 94 year old member was so excited she told her brand new neighbor and when her dues check was picked up, she said you go next door and get her check, she wants to join so she can meet everyone.

Want to start a garden club—offer a street party with Hot Dogs, Cole Slaw & Baked Bean – they will come. Be sure to have a project that all would be interested in.

June Ashworth, President (for the first year)

From NGC Communications

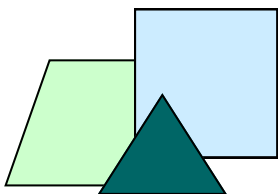
Our President, Shirley Nicolai is requesting your help in promoting the new video – “Growing Our World, Greening our Communities” in your State Publications. We need to get the word out to the garden club members to purchase this very professionally produced video for the cost of \$5, including postage and handling from National Headquarters.

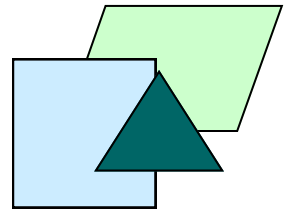
The video is designed to educate existing members and attract new members, and it is only 12 minutes. The video can be shown at church, District and State meetings, flower shows, fairs, and other events and can be used to demonstrate the quality projects carried out by National Garden Clubs throughout the country, as we proudly serve our communities.



Water Conservation Facts and Strategies

1. The amount of water on Earth now is about the same as it was millions of years ago.
 2. Water regulates the Earth's temperature. It also regulates the temperature of the human body.
 3. Less than 2% of the Earth's water supply is fresh water.
 4. Of all the earth's water, 97% is salt water found in oceans and seas. Only 1% of the earth's water is available for drinking water. The remaining 2% is frozen.
 5. The human body is about 75% water.
 6. A person can survive about a month without food, but only 5 to 7 days without water.
 7. Every day in the United States, we drink about 110 million gallons of water.
 8. Landscaping accounts for about half the water used at home. Showers account for another 18 percent, while toilets use about 20 percent.
 9. Showering and bathing are the largest indoor uses (27%) of water domestically.
- The average American uses 50 to 170 gallons of water per day.





The South Atlantic Region Member States



SOUTH ATLANTIC REGION CONVENTION
March 25 - 27, 2012
Fifty-first Annual Convention
"Timeless Traditions, Unforgettable Experiences"
The Greenbrier Hotel, White Sulphur Springs, WV

Registration: Please complete form, make checks payable to "NGC-SAR 2012 Convention" and mail both to Barbara Anderson6723 Dupont Road, Washington, WV 26181; email: jaanderson98@yahoo.com, phone: 304- 863-8269.

Postmark by February 18, 2012 for On time Registration.

Last Name _____ **First** _____ **Middle Initial** _____

Address _____

City _____ **State** _____ **Zip** _____

Phone _____ **E-mail address** _____

What is your favorite spring flower? _____

Please check _____ if we may email your acknowledgement to the address above.

- Check **ALL** that apply:
- | | | |
|------------------------------------------|----------------------------------------------|-------------------------------------------|
| <input type="checkbox"/> NGC Officer | <input type="checkbox"/> SAR Director | <input type="checkbox"/> SAR Officer |
| <input type="checkbox"/> NGC Chairman | <input type="checkbox"/> Former SAR Director | <input type="checkbox"/> SAR Chairman |
| <input type="checkbox"/> NGC Life Member | <input type="checkbox"/> SAR Life Member | <input type="checkbox"/> State President |
| <input type="checkbox"/> Club President | <input type="checkbox"/> Club Member | <input type="checkbox"/> Elected Delegate |
| <input type="checkbox"/> Guest | <input type="checkbox"/> Spouse | |

Please mark the plan you want to attend. Registration fee and meals included.

- | | |
|----------------------------------------------------------|-------------|
| Full Convention beginning Sunday afternoon | \$250 _____ |
| WV/GC Member -Full Convention beginning Sunday afternoon | \$240 _____ |
| Convention beginning with Monday lunch | \$175 _____ |
| Tuesday Design breakfast and program only | \$ 55 _____ |
| Additional Late Registration fee if space available | \$ 10 _____ |

Please indicate special diet restrictions _____
 (these may be for Medical reasons only)

Staying at The Greenbrier? _____ Roommate(s) _____

MEALS:

Full Convention includes 2 banquets, 1 lunch, 1 breakfast and reception
 Complimentary breakfast coffee and tea are available in lobby.
 Convention beginning Monday omits Sunday Banquet and reception.
 Afternoon tea begins daily at 4:15 pm. Greenbrier Hour in Casino 5- 6:00 pm

No requests for substitutions will be accommodated at the time of meal service
 We will make every effort to accommodate your medical allergies but will not
 be able to accommodate individual dislikes. Thank you for your cooperation.

Tours to be arranged with Concierge:

- | | |
|-----------------------------------------------------------------------------|------------------|
| Bunker tour at 9:30 & 11:30 am, and 1:30 pm | Cost \$30/person |
| Kitchen tour or tour of grounds | Cost \$14/person |
| Free Gourmet cooking demonstration at 11:00 am and 2:00 pm at kitchen store | No cost |
| Historical tour of building – 10:30 am | |
| Free movie in theater at 9:00 pm | |

Hotel Reservations Reservation deadline is February 24, 2012

Make reservations directly with The Greenbrier Hotel. Call the Hotel directly at 1-304-536-1110 or 1-800-624-6070 and ask for the South Atlantic Region Garden Clubs room block to receive the established group rate. You must identify yourself as a member of SAR initially when making the reservation.

- Room Rates: Resort fee of \$20 per room, per day added on to rates listed.**
Standard/ Intermediate Guest Rooms \$159/night, per bedroom
Superior Guest Rooms \$199/night, per bedroom
Junior Suites \$259/night, per bedroom
Spring Row, Paradise Guesthouses \$299/night, per bedroom
There is a \$50.00 per person, per day charge for third and fourth persons added to above rates if staying in the same room.

Website: www.greenbrier.com

Driving Directions: Take I-64 to White Sulphur Springs, WV exit

Sunday, March 25, 2012

- | | | |
|-------------------|---------------------------------------------------|------------------------------------|
| 2:00 pm – 6:00 pm | Registration..... | Members Are the Link to the Future |
| 1:45 am | Former Regional Directors Lunch | Eisenhower Foyer |
| 12:00 pm | Finance Committee meeting | Drapers Cafe |
| 1:30 pm | Executive Committee meeting | Hayes Room |
| 6:00 pm | Banquet honoring SAR Life Members..... | Chesapeake |
| 8:00 pm | Speaker: NGC President Shirley Nicolai | |
| | Reception honoring Shirley Nicolai and Mary Dixon | |

Monday, March 26, 2012

- | | | |
|--------------|-------------------------------------|---------------------|
| 9:00 am | Official opening of convention..... | Timeless Traditions |
| 12:30 pm | Lunch with Pearl Buck | Theater |
| 2:00-4:00 pm | Workshop..... | Chesapeake Room |
| 6:00 pm | Awards Banquet | Eisenhower |
| | Awards Presentation | Chesapeake Room |
| | Speaker: Darlene Newell..... | Sarah Ann Parler |
| | | The Gifts of Spring |

Tuesday, March 27, 2012

- | | | |
|---------|---------------------------------|----------------|
| 8:00 am | Design Breakfast | Eisenhower AB |
| | Designs for the Greenbrier..... | John Gillespie |